

6/30/2020

Western New York Regional Reopening Survey

Comparison of results given for all 17 districts that
conducted the survey and Alden School District
specific responses



ALDEN CENTRAL SCHOOL DISTRICT

LOCATION 13190 Park Street Alden, NY 14004

• **PHONE** (716) 937-9116 • **FAX** (716) 937-7132

Table of Contents

Statements Regarding the Western New York Regional Reopening Survey	2
Respondents indicated which district they belong to:.....	3
How do you identify yourself? Please note: If you have multiple roles (e.g. parent and teacher) please consider filling out the form separately for each of your roles. We value your differentiated input in multiple roles.	4
If you are a parent/student, which grade band represents you/your child(ren)? Please include each grade band that applies.	5
If you are a staff member, what organizational level describes your connection to the district?	6
Overall, how much has the COVID-19 pandemic affected you and your household?.....	7
Which best describes your CURRENT employment situation:	8
If students return to school in September, would that improve your employment situation or your availability to improve your employment situation?	9
School Districts will comply with all CDC guidelines, to the best extent possible, to provide a safe and healthy school environment. How confident will you be to send your child back to school knowing this?	10
I believe in-person school SHOULD resume as normal, in September, with some new procedures to reduce the spread of illness.	11
I believe in-person school should resume in September, with HALF of the students ATTENDING SCHOOL on any given day and the other HALF of the students virtually learning from HOME.	12
I believe school should NOT resume in September, and all students should continue using distant learning technologies until a vaccine becomes available.....	13
I believe in-person school should resume in September and face coverings should be worn by STAFF and STUDENTS when social distancing is not possible.	14
If you have a child that will be of Kindergarten age this Fall, will you be enrolling them in the district if students return to school in September?	15
I would transport my child or children to help reduce the number of students on a bus at any given time.....	16
I am comfortable with my child(ren) being transported everyday to and from school on a deep cleaned/sanitized school bus with regular volumes of student passengers.....	17
What is your expectation regarding fan/audience attendance at student athletics, performing arts, and extra-curricular activities when if students return to school in the September?.....	18
What is your expectation regarding student athletics, performing arts, and extra-curricular activities if students return to school in the September?	19

Statements Regarding the Western New York Regional Reopening Survey

June 29, 2020- On Friday, June 19, the response window closed for the Western New York Regional Reopening Survey. The purpose of the survey, offered to stakeholders in 17 Erie County school districts, was to inform the views of school superintendents as we participate in conversations about reopening school in September with the NYSED Reopening Task Force, our own regional dialogue, and planning teams within our individual school districts. I have attached the regional data to this statement. Each participating district will have this data, in addition to their own disaggregated district data, on its website.

Most importantly, this survey gives voice to more than 25,000 of our stakeholders so that they can speak directly to the policy makers in Albany. The results of the survey have been sent to the New York State Education Department Interim Commissioner Tahoe, as well as to the attention of Governor Andrew Cuomo, for their information and review.

On the key issue of whether or not students should return to in-person instruction in the fall, 68% of respondents agreed or strongly agreed that school should resume as normal in September with new procedures to reduce the spread of illness, while 10% strongly disagreed with the idea of returning to school as normal. Also, 21.6% agreed or strongly agreed that a hybrid approach (half of the students in school and half remotely learning) should be employed in September, while 55% disagreed or strongly disagreed with a hybrid approach.

Planning for the restarting of school in September, regardless of whether it happens remotely, on campus, or in a hybrid model will be challenging. You can be assured that our school superintendents will emphasize the safety of students and staff in our planning, be considerate of the feelings of our stakeholder groups, and will fully comply with the requirements for restarting school as set forth by the Governor, the New York State Department of Health and the New York State Education Department.

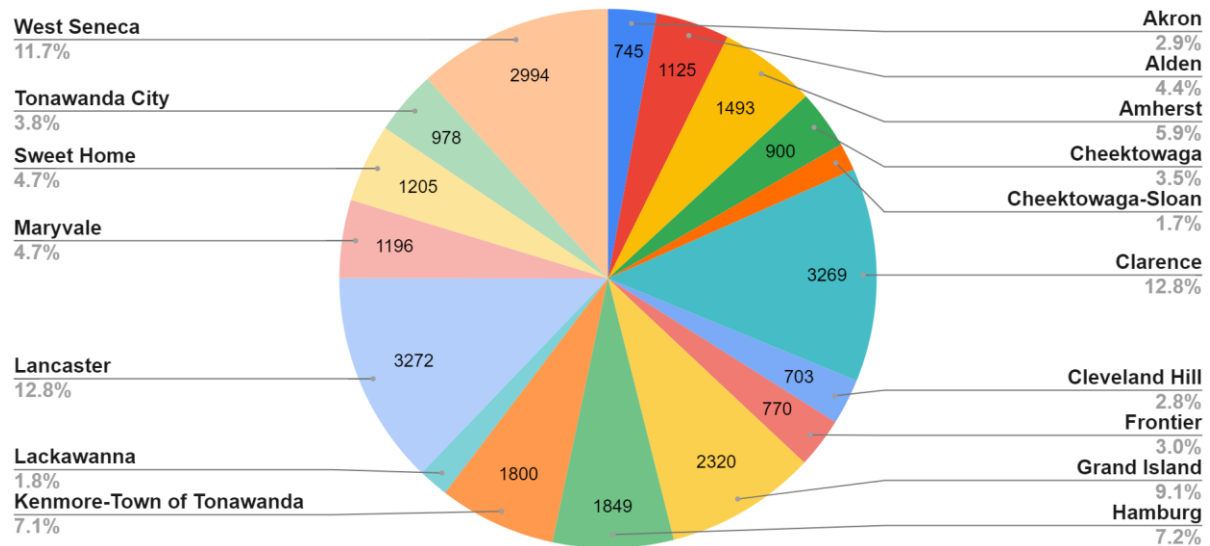
This snapshot of opinion taken between June 10th and June 19th gives school superintendents important information upon which we can reflect as we plan. We appreciate the fact that so many people took the time to share with us how they felt about this critically important issue, and we are each thankful for the opportunity to serve our respective communities as Superintendent of Schools.

-Michael Cornell
Superintendent of Hamburg Central Schools
On Behalf of Western New York Regional Superintendents

June 30, 2020- Our team has disaggregated the survey results for planning purposes. Comparison data for regional responses as well as Alden Central School District responses can be found on the following pages and we appreciate the responsiveness of our community.

-Adam Stoltman
Superintendent Alden Central School District

Respondents indicated which district they belong to:

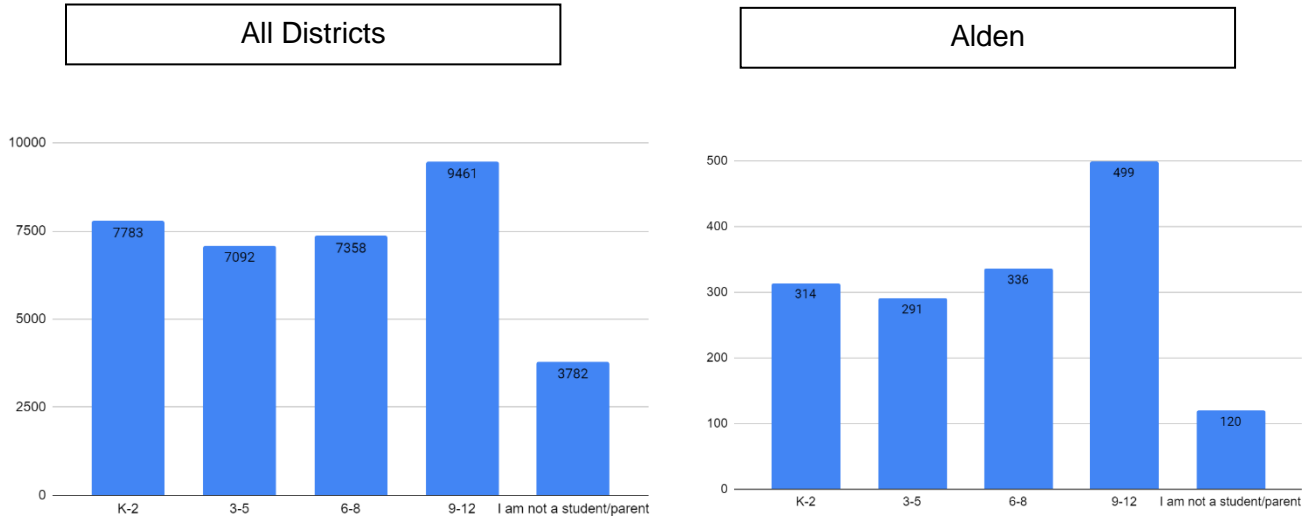


Akron	745	2.9%		Hamburg	1,849	7.2%
Alden	1,125	4.4%		Ken-Ton	1,800	7.1%
Amherst	1,493	5.7%		Lackawanna	463	1.8%
Cheektowaga	900	3.5%		Lancaster	3,272	12.8%
Cheektowaga-Sloan	423	1.7%		Maryvale	1,196	4.7%
Clarence	3,269	12.8%		Sweet Home	1,205	4.7%
Cleveland Hill	703	2.8%		Tonawanda City	978	3.8%
Frontier	770	3.0%		West Seneca	2,994	11.7%
Grand Island	2,320	9.1%				

How do you identify yourself? Please note: If you have multiple roles (e.g. parent and teacher) please consider filling out the form separately for each of your roles. We value your differentiated input in multiple roles.

	All Districts		Alden	
Role Indicated	Count	%	Count	%
Parent/Family Member	19,897	75.0%	794	70.6%
Student	3,022	11.8%	158	14%
Teacher	1,408	5.5%	91	8.1%
Counselor/Social Worker/Psychologist/Nurse/Other Support Provider	1,144	4.5%	8	0.7%
School/District Support Staff	433	1.7%	26	2.3%
Administrator	119	0.5%	2	0.2%
Other responses	260	1.0%	30	2.7%

If you are a parent/student, which grade band represents you/your child(ren)? Please include each grade band that applies.

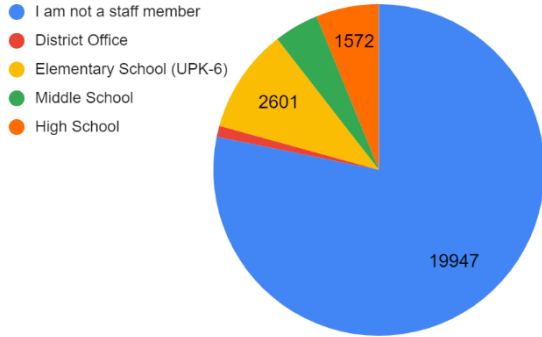


Grade Band	All Districts		Alden	
	Count	%	Count	%
K-2	7,783	21.9%	314	20.1%
3-5	7,092	20.0%	291	18.7%
6-8	7,358	20.7%	336	21.5%
9-12	9,461	26.7%	499	32.0%
I am not a student/parent	3,782	10.7%	120	7.7%
Grand Total	35,476	-	1,560	-

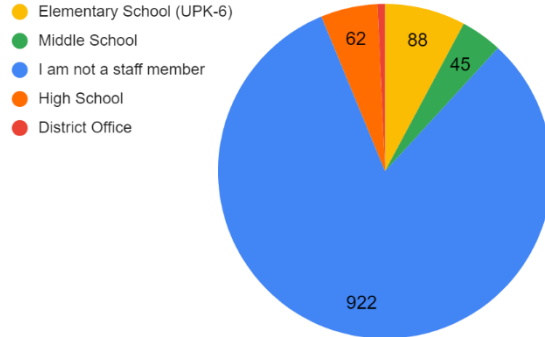
*Respondents indicated multiple grade-bands if they had more than one student in the household at a different grade-band.

If you are a staff member, what organizational level describes your connection to the district?

All Districts

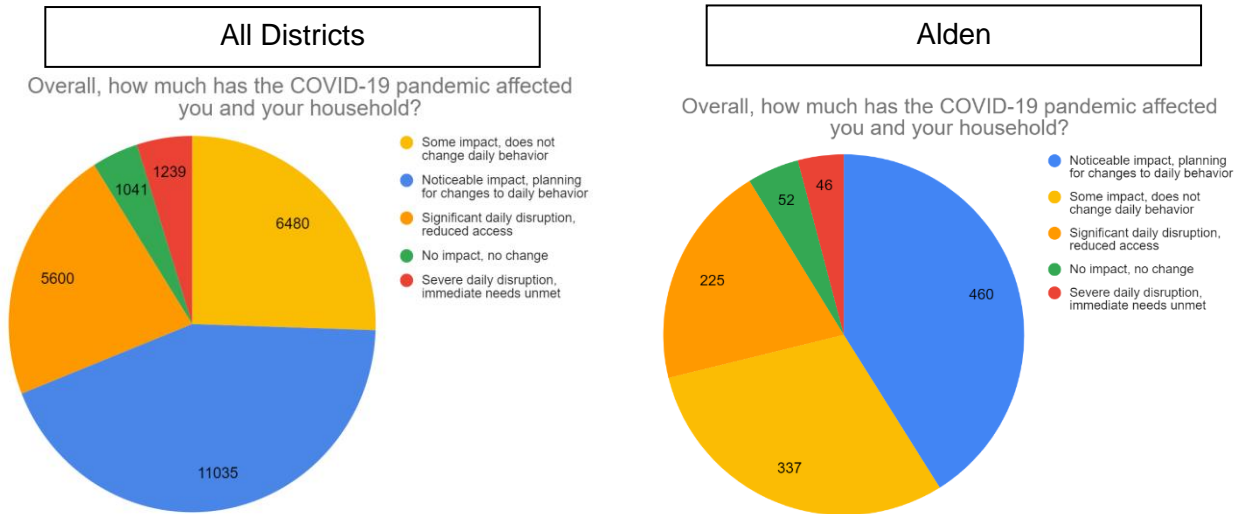


Alden



Level	All Districts		Alden	
	Count	%	Count	%
District Office	273	1.1%	8	0.7%
Elementary School (UPK-6)	2,601	10.2%	88	7.8%
High School	1,572	6.2%	62	5.5%
I am not a staff member	19,947	78.2%	922	82.0%
Middle School	1,112	4.4%	45	4.0%
Grand Total	25,505	-	1,125	-

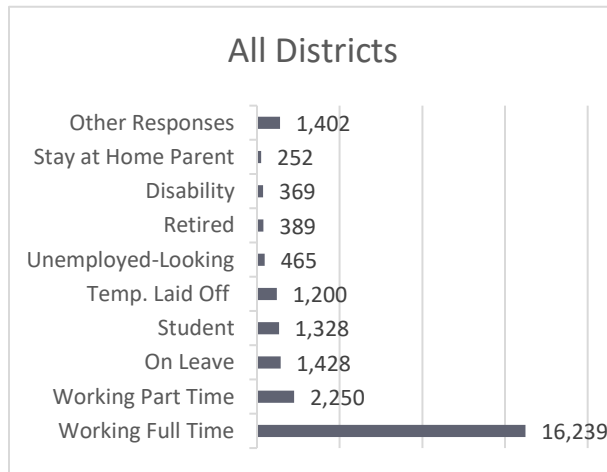
Overall, how much has the COVID-19 pandemic affected you and your household?



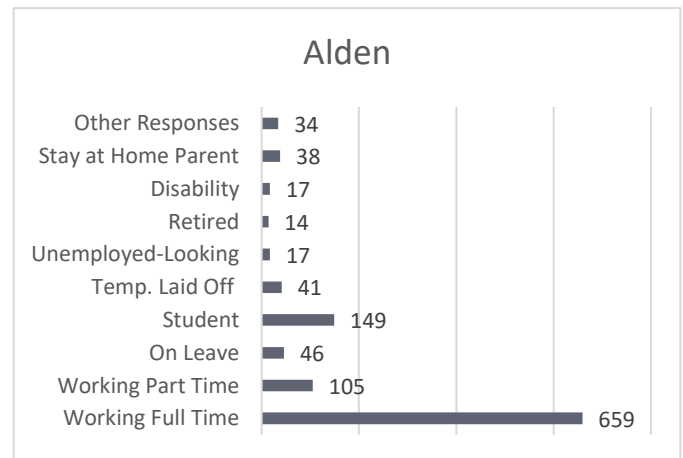
Impact	All Districts		Alden	
	Count	%	Count	%
No impact, no change	1,041	4.1%	52	4.6%
Noticeable impact, planning for changes to daily behavior	11,035	43.5%	460	41.1%
Severe daily disruption, immediate needs unmet	1,239	4.9%	46	4.1%
Significant daily disruption, reduced access	5,600	22.1%	225	20.1%
Some impact, does not change daily behavior	6,480	25.5%	337	30.1%
Grand Total	25395		1120	

Which best describes your CURRENT employment situation:

All Districts



Alden



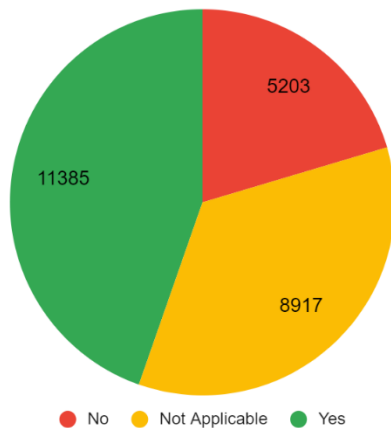
	All Districts		Alden	
Impact	Count	%	Count	%
Working Full Time	16,239	64.1%	659	58.8%
Working Part Time	2,250	8.9%	105	9.4%
On Leave	1,428	5.6%	46	4.1%
Student	1,328	5.2%	149	13.3%
Temp. Laid Off	1,200	4.7%	41	3.7%
Unemployed-Looking	465	1.8%	17	1.5%
*Retired	389	1.5%	14	1.3%
*Disability	369	1.5%	17	1.5%
**Stay at Home Parent	252	1.0%	38	3.4%
Other Responses	1,402	5.5%	34	3.0%
Grand Total	25,322	-	1,120	-

**Stay at Home Parent was not a choice but was indicated in the free response "Other" category in many different forms (i.e. Stay at home parent, stay at home mom, stay at home with 3 kids, homemaker, etc.)

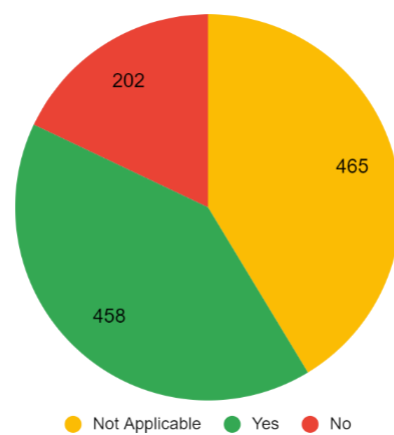
*Retired and Disability were also not choices but were indicated as statuses a significant number of times

If students return to school in September, would that improve your employment situation or your availability to improve your employment situation?

All Districts



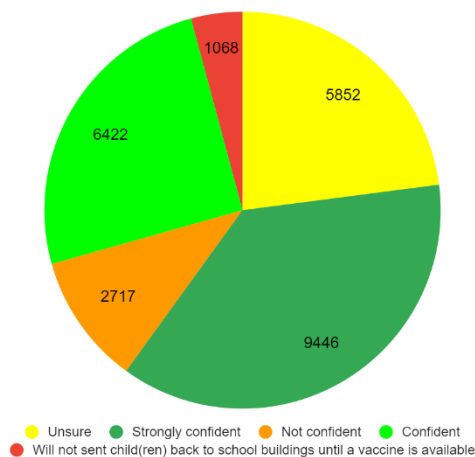
Alden



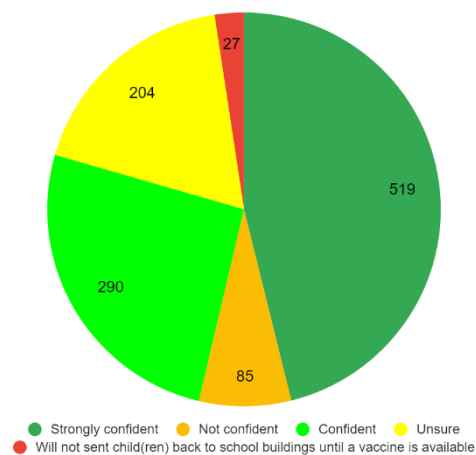
	All Districts		Alden	
Improvement	Count	%	Count	%
Yes	11,385	44.6%	458	40.7%
No	5,203	20.4%	202	18.0%
Not Applicable	8,917	35.0%	465	41.3%
Grand Total	25,505	-	1,125	-

School Districts will comply with all CDC guidelines, to the best extent possible, to provide a safe and healthy school environment. How confident will you be to send your child back to school knowing this?

All Districts



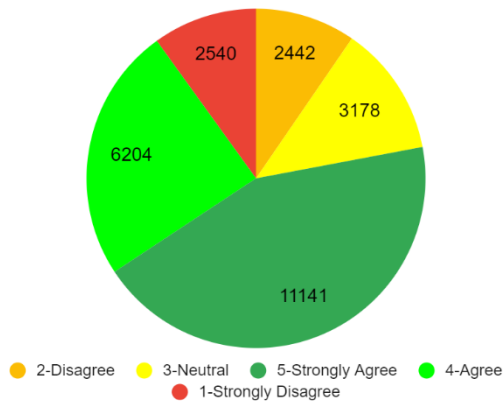
Alden



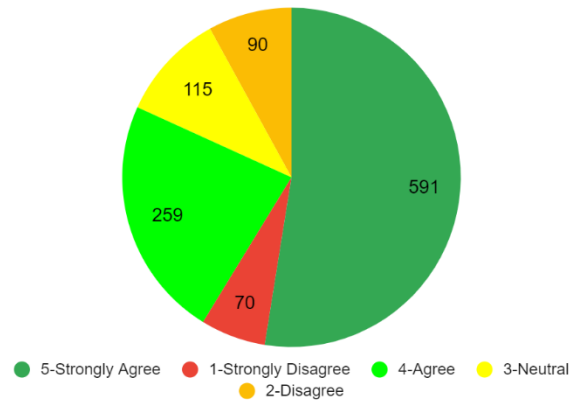
	All Districts		Alden	
Confidence in CDC Compliance	Count	%	Count	%
Strongly Confident	9,446	37.0%	519	46.1%
Confident	6,422	25.2%	290	25.8%
Unsure	5,852	22.9%	204	18.1%
Not Confident	2,717	10.7%	85	7.6%
Will not send	1,068	4.2%	27	2.4%
Grand Total	25,505	-	1125	-

I believe in-person school SHOULD resume as normal, in September, with some new procedures to reduce the spread of illness.

All Districts



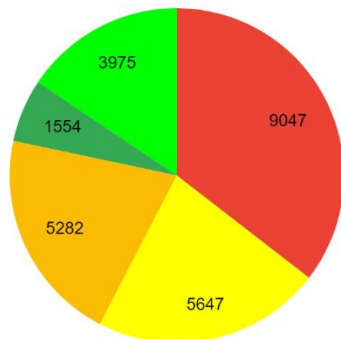
Alden



	All Districts		Alden	
Normal School Schedule	Count	%	Count	%
Strongly Agree	11,141	43.7%	591	52.5%
Agree	6,204	24.3%	259	23.0%
Neutral	3,178	12.5%	115	10.2%
Disagree	2,442	9.6%	90	8.0%
Strongly Disagree	2,540	10.0%	70	6.2%
Grand Total	25,505	-	1125	-

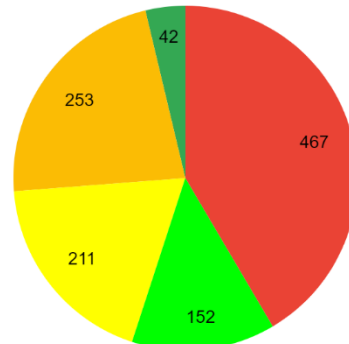
I believe in-person school should resume in September, with HALF of the students ATTENDING SCHOOL on any given day and the other HALF of the students virtually learning from HOME.

All Districts



1-Strongly Disagree 3-Neutral 2-Disagree 5-Strongly Agree 4-Agree

Alden

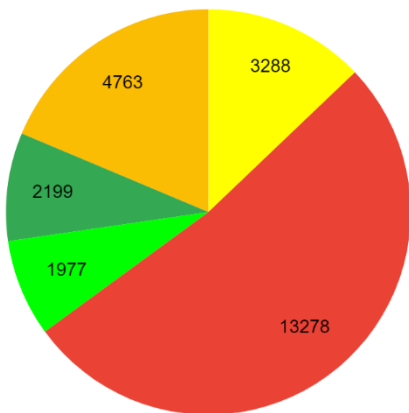


1-Strongly Disagree 4-Agree 3-Neutral 2-Disagree 5-Strongly Agree

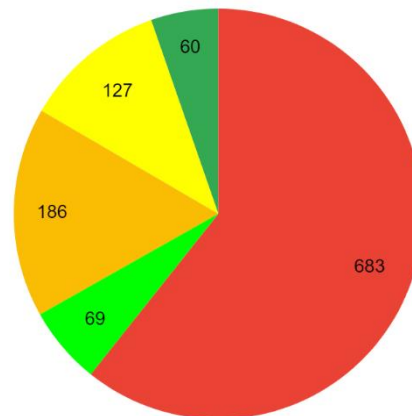
Half-Day Schedule	All Districts		Alden	
	Count	%	Count	%
Strongly Agree	1,554	6.1%	42	3.7%
Agree	3,975	15.6%	152	13.5%
Neutral	5,647	22.1%	211	18.8%
Disagree	5,282	20.7%	253	22.5%
Strongly Disagree	9,047	35.5%	467	41.5%
Grand Total	25,505	-	1125	-

I believe school should NOT resume in September, and all students should continue using distant learning technologies until a vaccine becomes available.

All Districts



Alden



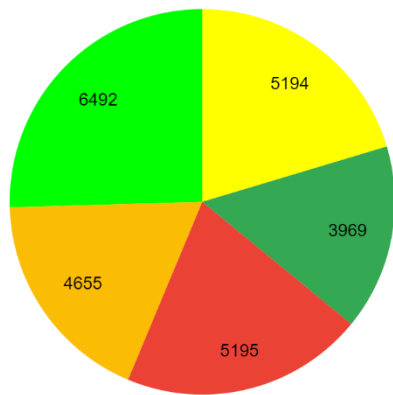
3-Neutral 1-Strongly Disagree 4-Agree 5-Strongly Agree 2-Disagree

1-Strongly Disagree 4-Agree 2-Disagree 3-Neutral 5-Strongly Agree

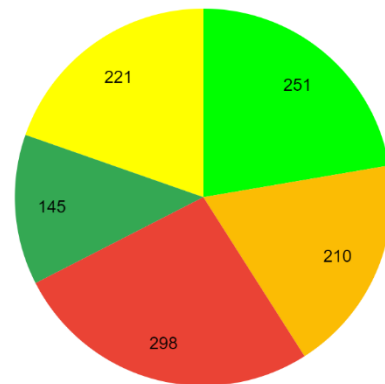
	All Districts		Alden	
No Return Until Vaccine	Count	%	Count	%
Strongly Agree	2,199	8.6%	60	5.33%
Agree	1,977	7.8%	69	6.13%
Neutral	3,288	12.9%	127	11.29%
Disagree	4,763	18.7%	186	16.53%
Strongly Disagree	13,278	52.1%	683	60.71%
Grand Total	25,505	-	1,125	-

I believe in-person school should resume in September and face coverings should be worn by STAFF and STUDENTS when social distancing is not possible.

All Districts



Alden



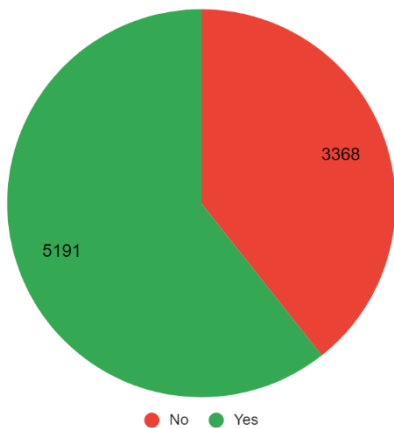
3-Neutral 5-Strongly Agree 1-Strongly Disagree 2-Disagree 4-Agree

4-Agree 2-Disagree 1-Strongly Disagree 5-Strongly Agree 3-Neutral

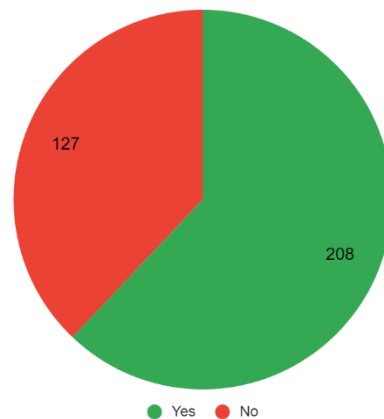
	All Districts		Alden	
Masks at School	Count	%	Count	%
Strongly Agree	3,969	15.6%	145	12.9%
Agree	6,492	25.5%	251	22.3%
Neutral	5,194	20.4%	221	19.6%
Disagree	4,655	18.3%	210	18.7%
Strongly Disagree	5,195	20.4%	298	26.5%
Grand Total	25,505	-	1,125	-

If you have a child that will be of Kindergarten age this Fall, will you be enrolling them in the district if students return to school in September?

All Districts



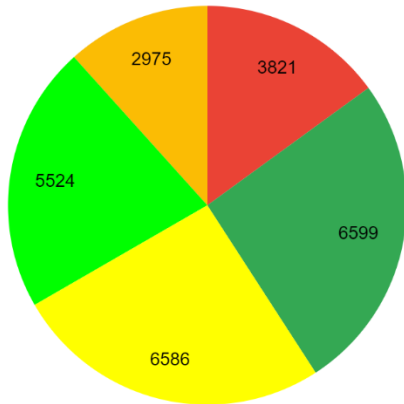
Alden



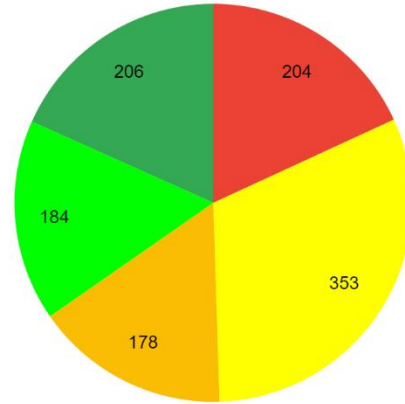
Send to Kindergarten	All Districts		Alden	
	Count	%	Count	%
Yes	5,191	60.6%	208	62.1%
No	3,368	39.4%	127	37.9%
Grand Total	8,559	-	335	-

I would transport my child or children to help reduce the number of students on a bus at any given time.

All Districts



Alden



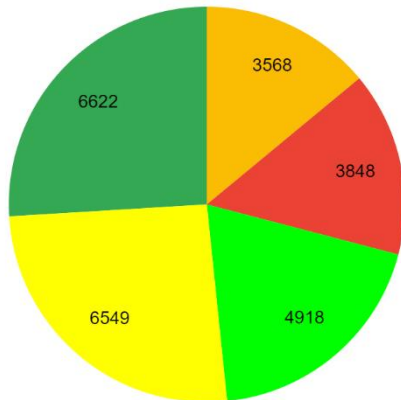
1-Strongly Disagree 5-Strongly Agree 3-Neutral 4-Agree 2-Disagree

1-Strongly Disagree 3-Neutral 2-Disagree 4-Agree 5-Strongly Agree

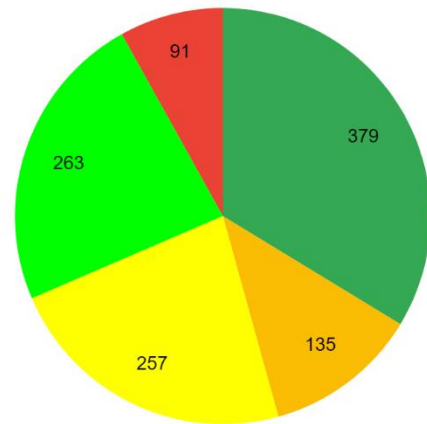
Transport Own Child	All Districts		Alden	
	Count	%	Count	%
Strongly Agree	6,599	25.9%	206	18.3%
Agree	5,524	21.7%	184	16.4%
Neutral	6,586	25.8%	353	31.4%
Disagree	2,975	11.7%	178	15.8%
Strongly Disagree	3,821	15.0%	204	18.1%
Grand Total	25,505	-	1,125	-

I am comfortable with my child(ren) being transported everyday to and from school on a deep cleaned/sanitized school bus with regular volumes of student passengers.

All Districts



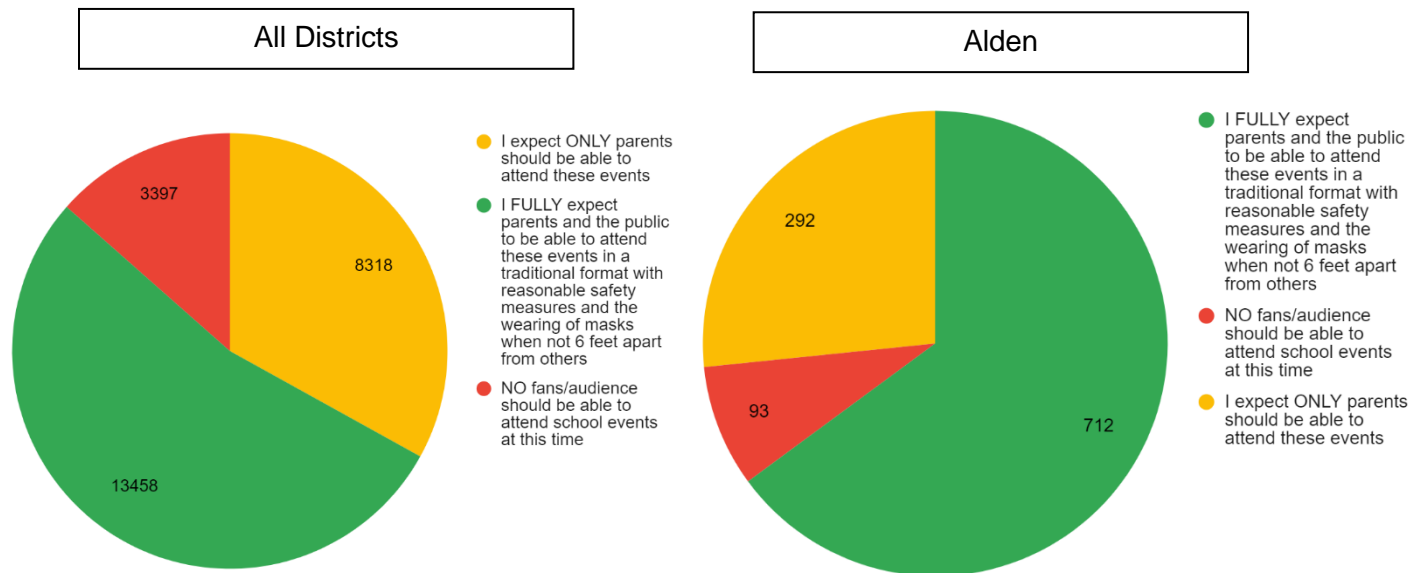
Alden



2-Disagree 1-Strongly Disagree 4-Agree 3-Neutral 5-Strongly Agree 5-Strongly Agree 2-Disagree 3-Neutral 4-Agree 1-Strongly Disagree

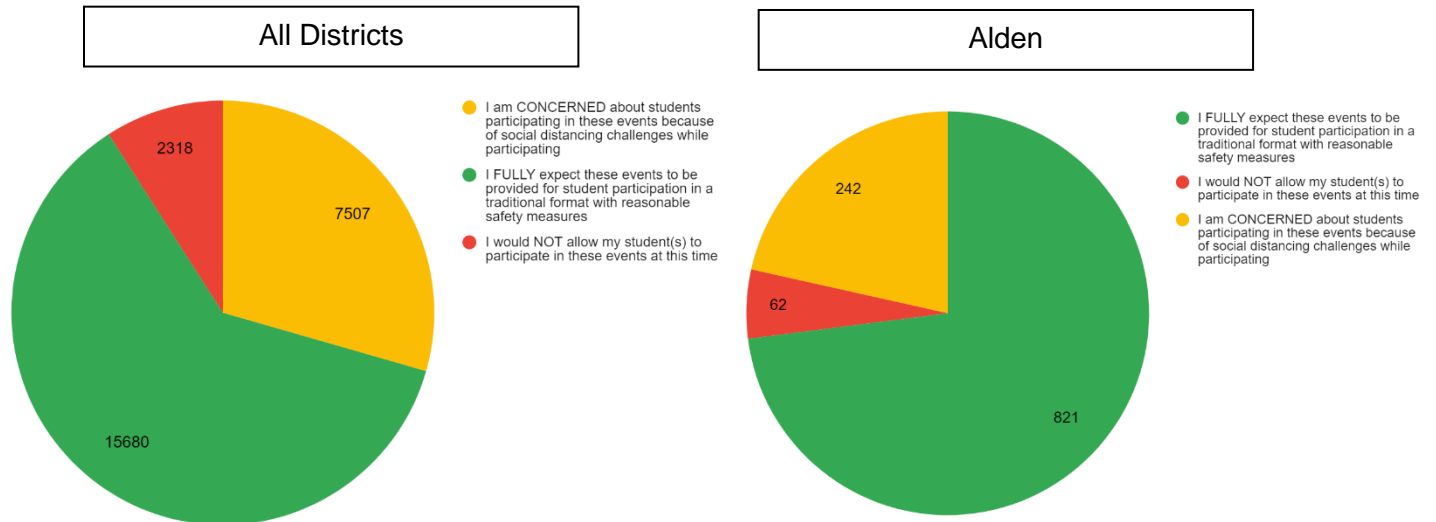
	All Districts		Alden	
Comfort with Bus Transport	Count	%	Count	%
Strongly Agree	6,622	26.0%	379	33.7%
Agree	4,918	19.3%	263	23.4%
Neutral	6,549	25.7%	257	22.8%
Disagree	3,568	14.0%	135	12.0%
Strongly Disagree	3,848	15.1%	91	8.1%
Grand Total	25,505	-	1,125	-

What is your expectation regarding fan/audience attendance at student athletics, performing arts, and extra-curricular activities when/if students return to school in the September?



	All Districts		Alden	
Attending Events	Count	%	Count	%
Fully Expect All to Attend	13,458	53.5%	712	64.9%
Only Parents	8,318	33.0%	292	26.6%
No Attendance	3,397	13.5%	93	8.5%
Grand Total	25,173		1,097	-

What is your expectation regarding student athletics, performing arts, and extra-curricular activities if students return to school in the September?



	All Districts		Alden	
Student Extras	Count	%	Count	%
Fully Expect They Are Provided	15,680	62.3%	821	74.8%
Concerned About Participation	7,507	29.8%	242	22.1%
Will Not Allow Student to Participate	2,318	9.2%	62	5.7%
Grand Total	25,505	-	1,125	-